



ALDON TECHNOLOGIES SERVICES PTE LTD



Ceramic Parts



Aldon Proprietary Information



ALDON TECHNOLOGIES SERVICES PTE LTD

Introduction

ALDON is proud to provide our Supply of Ceramic parts by working with our quality principals from around our regions.

By drawing on their respective areas of expertise, we are able to provide our customers with a wide range of products that are of best quality with competitive pricing.


Over the years, we have also built up extensive capabilities in reverse engineering and providing modifications to help customers resolves their chronic issues.






ALDON TECHNOLOGIES SERVICES PTE LTD

Range of Ceramic Products




SCCM

Insulator, Lower
P/n 3D10-202405-13



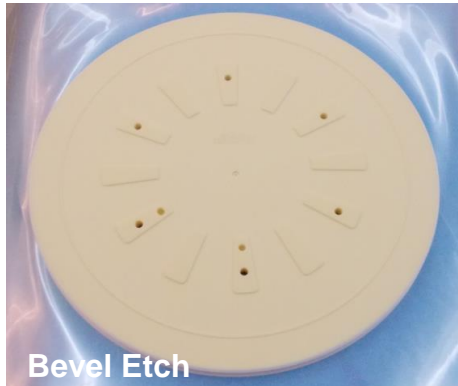
Producer

Cover Insert Roughing Port
P/n 0200-04022



Producer

Insert, Roughing Port
P/n 0200-03921



Bevel Etch

GDP, 0.5mm
P/n S31A-GD-010-C



Bevel Etch

Center, Gas Baffle
P/n S31A-GD-011-A



Producer

Hoop Assembly
P/n 0200-05119



Aldon Proprietary Information



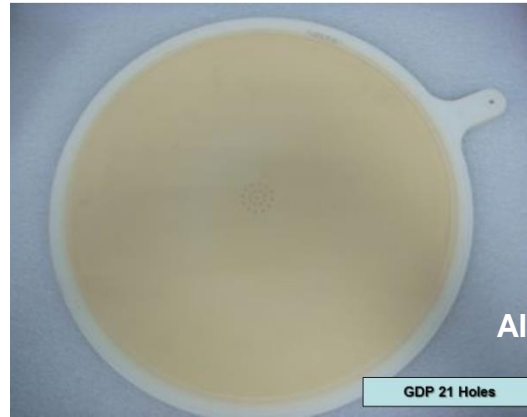
ALDON TECHNOLOGIES SERVICES PTE LTD

Range of Ceramic Products



Bevel Etch

Isolation Ring
P/n S31A-CB-006-L



Alliance

GDP 21 Holes

GDP 21 Holes
P/n 716-330892-007



Kiyo

WDO, CER, LLT, CTD, Bayonet, 2300, LG
P/n 715-003481-833



Producer

300mm Inner Ring 1/8HT 1/4PKT (Ceramic)
P/n 0200-05107



Aldon Proprietary Information